



Authorized Distributor



HITACHI

Continuous comfort

air is life



Cooling & Heating

H700 Single-Zone Series Wall-mounted air conditioning

The H700 Series offers a ductless cooling and heating solution with Constant Heating Capacity (CHC) down to -13° F, with 100% heating capacity at +5° F. New features include the self-cleaning FrostWash technology and the airCloud Home app, the latter of which allows users to operate the system with a smart device from anywhere. airCloud Home is also compatible with Google Home and Amazon Alexa for voice-activated control.

FrostWash ensures cleaner indoor air

With FrostWash, a user can expect cleaner, fresher air all year round. Available on both indoor and outdoor units, FrostWash eliminates dust and bacteria built up on the heat exchanger's surface by trapping and freezing these particles in ice. When the ice melts, the particles are flushed out safely via the condensate drain. 99% of bacteria, 99% of virus, and 95% of mold from the unit interior*. FrostWash works behind the scenes to keep the air in your home cleaner, fresher, and more comfortable. After every 200 hours of operation, an LED light lets you know that it's time to activate FrostWash. Sensors detect when the room is unoccupied and will activate the FrostWash cycle when the air conditioning is switched off.

* Tested by Kitasato Research Center of Environmental Science. Test no. 2020_0650: anti-bacterial, anti-mold, and anti-virus effects when operating FrostWash 1 time.



Human sensor system

Hitachi Mini-Split Systems are designed to adapt to occupant needs. An intelligent human sensor system monitors the room for human activity, adjusting air flow and the indoor climate accordingly for optimal comfort. The Air Sleep function optimizes temperature and humidity levels and automatically adjusts to super silent operation, allowing for restful sleep and increased sleep quality.

Exceptional energy efficiency

Unlike traditional systems, the DC Inverter System quickly attains the ideal room temperature upon activation. It then automatically reduces power and operates at minimum capacity for stable operation while reducing energy consumption by up to 62 percent*

*RAS-VX13CJ (Eco Mode) compared with a Hitachi Cooling & Heating 1.5HP non-inverter model (Cooling Mode). Power consumption based on cumulative power consumption after eight hours of operation. Room temperature at start: 67° F, Set temperature: 57° F, Fan Speed: Auto, Testing Condition: Three people in the room. Level of activity at 2.5m from the indoor unit estimated to be 1.0 metabolic equivalents (reading, etc). Three people in separate locations in the room during the daytime with the curtains closed to cut the amount of sunlight to a low level. Ambient temperature lower than the set temperature.

Model	Indoor		RAS-PH09PHLAE	RAS-PH12PHLAE	RAS-PH18PHLAE	RAS-PH24PHLAE
	Outdoor		RAC-PH09WHLAE	RAC-PH12WHLAE	RAC-PH18WHLAE	RAC-PH24WHLAE
	System Type		Heat Pump	Heat Pump	Heat Pump	Heat Pump
Performance	Rated Cooling Capacity (Min-Max)	BTU / h	9000 (2400 - 12000)	12000 (2400 - 14000)	18000 (6800 - 22000)	22000 (7200 - 27000)
	Rated Heating Capacity (Min-Max)	BTU / h	12000 (4700 - 15800)	14500 (4700 - 19000)	21600 (8800 - 28000)	25000 (9200 - 31000)
	EER		13.2	13.0	13.5	13.2
	SEER		20.5	20.5	20.5	20.5
	HSPF		12.5	12.2	12.5	12.2
	Heating Capacity at +17 F (-8 C)	BTU / h	14600	17600	25000	25800
	Heating Capacity at +5 F (-15 C)	BTU / h	12000	14500	21600	23100*
	Heating Capacity at -4 F (-20 C)	BTU / h	11500	12000	18200	18600
Electrical	Moisture Removal	l / h	0.6	1.2	2.1	2.5
	Power Supply	V / Ph / Hz	(208 / 230) / 1 / 60	(208 / 230) / 1 / 60	208/230 / 1 / 60	208/230 / 1 / 60
	MCA	Amps	12	12	20	20
Indoor Unit	MOP	Amps	15	15	20	20
	Airflow (H / M / L / SL)	CFM	320 / 280 / 200 / 150	400 / 280 / 200 / 150	540 / 410 / 320 / 260	650 / 500 / 405 / 299
	Sound Pressure Level (H / M / S / SL)	dB(A)	43 / 40 / 35 / 27	46 / 40 / 35 / 27	49 / 45 / 42 / 35	52 / 47 / 43 / 36
	Unit Dimension (WxHxD)	inch (mm)	35.43x11.81x9.05 (900x300x230)	35.43x11.81x9.05 (900x300x230)	43.3x11.81x10.23 (1100x300x260)	43.3x11.81x10.23 (1100x300x260)
Outdoor Unit	Net / Gross Weight	lbs (kg)	25.4 / 28.6 (11.5 / 13)	25.4 / 28.6 (11.5 / 13)	33.1 / 37.5 (15 / 17)	33.1 / 37.5 (15 / 17)
	Operation Range - Cooling	F (C)	-0.4 - 115 (-18 - 46)	-0.4 - 115 (-18 - 46)	-0.4 - 115 (-18 - 46)	-0.4 - 115 (-18 - 46)
	Operation Range - Heating	F (C)	-13 - 75.2 (-25 - 24)	-13 - 75.2 (-25 - 24)	-13 - 75.2 (-25 - 24)	-13 - 75.2 (-25 - 24)
	Sound Pressure Level (High)	dB(A)	52	52	55	55
	Unit Dimensions (WxHxD)	inch (mm)	33.46x25.59x11.73 (850x650x298)	33.46x25.59x11.73 (850x650x298)	37.40x37.20x14.57 (950x945x370)	37.40x37.20x14.57 (950x945x370)
Piping	Net / Gross Weight	lbs (kg)	93.70 / 101.4 (42.5/46)	93.70 / 101.4 (42.5/46)	174.2 / 200.62 (79.0/91.0)	175.3 / 201.7 (79.5/91.5)
	Max Total Piping Length	Ft (m)	82.0 (25)	82.0 (25)	98.5 (30)	98.5 (30)
	Max Total Piping Height	Ft (m)	49.2 (15)	49.2 (15)	65.6 (20)	65.6 (20)
Piping Connection	Refrigerant		R410A			
	Liquid	in (mm)	1/4 (6.35)	1/4 (6.35)	1/4 (6.35)	1/4 (6.35)
	Gas	in (mm)	3/8 (9.53)	3/8 (9.53)	1/2 (12.7)	5/8 (15.87)
	Drain	in (mm)	5/8 (15.87)	5/8 (15.87)	5/8 (15.87)	5/8 (15.87)
Features	FrostWash		Indoor and Outdoor	Indoor and Outdoor	Indoor and Outdoor	Indoor and Outdoor
	Wifi		Standard	Standard	Standard	Standard

* %100 capacity at 5F is applicable for all sets except 24k.

Johnson Controls-Hitachi Air Conditioning

Discover more at hitachiaircon.com/us

The specifications of this document may change without prior notice to allow Hitachi Cooling & Heating to incorporate the latest innovations for its customers. The information contained in this document is merely informative. Hitachi Cooling & Heating declines any responsibility in the broadest sense, for damage, direct or indirect, arising from the use and/or interpretation of the recommendations in this document.

© 2022 Johnson Controls-Hitachi Air Conditioning | REF - JCH2203001-H700 | March 2022

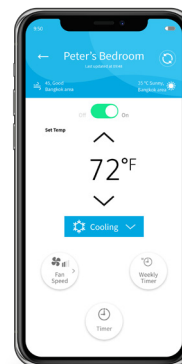
WWW.ULTIMATEZONING.COM - INFO@ULTIMATEZONING.COM - 305 877 2873

airCloud Home enables ultimate control

The new airCloud Home smartphone app puts control in the palm of your hand. The easy-to-use application ensures your rooms are at the temperature you want with control from anywhere.

The app makes it simple to set and change schedules for maximum energy savings. And, it's fully compatible and accepts verbal commands from Amazon Alexa and Google Assistant.

Setup is quick, easy, and customizable. Access can be shared with up to twenty people.



Authorized Distributor

